

# Optimization of Juice and Total Soluble Solids Concentration for the Preparation of Wild Jamun Syrup: Effect of Packaging Materials and Temperature Conditions on Nutritional Quality during Storage

**Kanchan Bhatt<sup>1\*</sup>, N. S. Thakur<sup>1</sup>, Hamid<sup>1</sup>, Abhimanyu Thakur<sup>1</sup>  
and Chetna Sharma<sup>1</sup>**

<sup>1</sup>Department of Food Science and Technology, Dr. Yashwant Singh Parmar University of Horticulture and Forestry, Nauni, Solan, Himachal Pradesh 173230, India.

## **Authors' contributions**

This work was carried out by author KB during M.Sc. in Food Technology under the guidance of author NST. All authors have helped in preparation of manuscript and approved the final manuscript.

## **Article Information**

DOI: 10.9734/CJAST/2020/v39i530553

### Editor(s):

(1) Dr. Ekpenyong, Christopher Edet, University of Uyo, Nigeria.

### Reviewers:

(1) Aaradhana Patel, Swami Vivekanand University, India.

(2) Omaira Mohamed Hafez, National Research Centre, Egypt.

Complete Peer review History: <http://www.sdiarticle4.com/review-history/55661>

**Original Research Article**

**Received 28 January 2020**

**Accepted 04 April 2020**

**Published 10 April 2020**

## **ABSTRACT**

Jamun (*Syzygium cumini* L.) is a wild fruit with major importance due to its antioxidant activity, anthocyanins content and exotic taste besides high medicinal value. This fruit is known for its antidiabetic properties as its seeds contain glucoside "Jamboline". Due to its perishable nature and nutraceutical importance present studies have been conducted for the preparation of syrup. Various TSS (65 and 70 °B) and juice (25, 30, 35 and 40%) ratios have been attempted to optimize proper syrup combination. The two packaging materials i.e. glass and PET (Polyethylene terephthalate) bottles were used to pack jamun syrup prepared by the best selected combination and stored for 6 months under ambient (18-22°C) and refrigerated temperature conditions (4-7°C). Based on organoleptic and some physico-chemical characteristics, syrup prepared with 35% jamun juice, 65°B TSS and 1.50% acid was considered best among 8 different treatment combinations of juice and TSS. Jamun syrup could be stored safely for a duration of six months under both the

\*Corresponding author: E-mail: [kanchanbhatt14@gmail.com](mailto:kanchanbhatt14@gmail.com);

ambient and refrigerated conditions without much difference in various quality parameters. Nevertheless, both PET and glass bottles have been considered appropriate as packaging material, with reasonably fewer changes taking place in glass bottles kept in refrigerated conditions.

**Keywords:** Antidiabetic fruit; glass; jamun; PET; refrigerated conditions; syrup.

## 1. INTRODUCTION

Jamun (*Syzygium cumini* L.) is a wild evergreen fruit which belongs to Myrtaceae family [1]. It is considered indigenous to India and West Indies and found growing throughout the Asian subcontinent, Eastern Africa, South America and Madagascar to USA [2,3]. In India, however, it is found growing throughout the country upto an altitude of 1800 m in Assam, Meghalaya, Arunachal Pradesh, Western ghats, Nilgiris, Palani Hills, Tamil Nadu, Kerala, Maharashtra, Orissa etc [4]. The genus *Syzygium* consists of about 1100 species and besides, *Syzygium cumini*, *S. aqueum*, *S. samarangense*, *S. jambos* and *S. densiflorum* are also edible species. The cultivated jamun is being produced in Maharashtra, Uttar Pradesh, Tamil Nadu, Gujrat, Assam and others [2] but in HP (Himachal Pradesh) only wild jamun is widely distributed in certain pockets of various districts like Bilaspur, Hamirpur, Una, Kangra, Mandi and Sirmour. This fruit is abundant source of sugars, vitamins, amino acids, minerals and other phytochemicals [5] including ascorbic acid (Vit C), tocopherols and tocotrienols (Vit E), carotenoids (pro-Vit A), phenols and flavonoids (flavons, isoflavones, flavones, chatechins and anthocyanins) [6]. Jamun is a ultimate cure for diseases like diarrhoea, obesity, vaginal discharge, menstrual disorders, haemorrhage, chemotherapy etc, however, it can also be considered best remedy for ailments like anemia and pimples as well [7-10]. It plays an important role in bringing down sugars levels in urine and blood as it carries no sucrose. In addition to this, it is effective against diabetes because of its effects on pancreas, however, this fruit is also reported to increase insulin activity and sensitivity as its seeds contain various bioactives glucoside, jamboline and ellagic acid which are reported to have the capacity to check the conversion of starch into sugar in case of excess production of glucose [11,12]. The small purple fruit can be consumed raw but has very short shelf life owing to which it can be processed into various products. However, there are many products in the market which are made up of cultivated jamun, but no work has been done on wild jamun especially in HP. Therefore considering its availability in the forest and wastelands present studies have been

carried out with the objective to develop syrup from this underutilized fruit and assessing its quality during storage.

## 2. MATERIALS AND METHODS

### 2.1 Raw Material and Extraction of Juice

In the present study mature fruits of wild jamun were collected from Sepu village of Bilaspur district and Subathu area of district Solan of Himachal Pradesh (India) in July month, 2018. Various physico-chemical analyses were done by using fresh fruits and rest of the ripe fruits were washed and stored in deep freezer at -18°C which were later used for extraction of juice. Juice from these wild fruits of Jamun was extracted by heating of whole fruit for 15 min under low flame and passing the heated material through pulper followed by the enzymatic treatment of pulp with Pectinase enzyme (0.08%) at 45°C for 90 min. After enzymatic treatment of pulp extraction of juice was done through hydraulic press.

### 2.2 Development of Fruit Syrup

Wild jamun syrup was prepared by intermixing its juice with sugar syrup in different concentrations as specified in Table 1. Different treatment combinations of Citric acid was added in order to achieve the desired acid concentration (1.50%) in syrup. In all the treatment combinations, Sodium benzoate (600 ppm) was added as preservative for the preparation of syrup at the end.

### 2.3 Packaging and Storage

The syrup prepared by following best combination of recipe on the basis of sensory analysis was packed in pre-sterilized glass and PET (Polyethylene terephthalate) bottles (700 ml capacity). All the packed products were properly labeled and stored in ambient temperature (18–22°C) and low temperature (4–7°C) conditions for the duration of six months. Evaluation of physico-chemical and sensory characteristics of the prepared beverage was done at zero, three and six months of storage intervals.

**Table 1. Treatment detail of syrup**

Treatment	T <sub>1</sub>	T <sub>2</sub>	T <sub>3</sub>	T <sub>4</sub>	T <sub>5</sub>	T <sub>6</sub>	T <sub>7</sub>	T <sub>8</sub>
Juice (%)	25	30	35	40	25	30	35	40
TSS (°B)	65	65	65	65	70	70	70	70

## 2.4 Physico-chemical Analysis and Sensory Evaluation

The colour of syrup in terms of Lab values was observed with Lovibond Colour Tintometer Model PFX-1 spectrophotometer in which RYBN colour units were obtained alongwith CIE readings i.e. 'L', 'a', and 'b' values. Ostwald viscometer was used to assess the apparent viscosity of the syrup and was expressed in time (flow rate in minutes). TSS, reducing sugars, total sugars, titratable acidity and ascorbic acid of prepared products were arbitrated as per the method reported by Ranganna and AOAC [13,14]. Determination of total phenols content was done by Folin Ciocalteu procedure given by Singleton and Rossi [15]. Anthocyanins content present in samples was determined by spectrophotometric method given in Ranganna [13]. Antioxidant activity (Free radical scavenging activity) was measured as per the method of Brand-Williams et al. [16]. Digital pH meter (CRISON Instrument, Ltd, Spain) was used for measuring pH of the samples. For sensory evaluation of wild jamun syrup nine points hedonic rating test was followed [17]. The committee of ten judges was selected for organoleptic evaluation of the product.

## 2.5 Statistical Analysis

Completely Randomized Design (CRD) was used for the evaluation of the data on physico-chemical attributes of syrup before storage with one way analysis of variance and during storage with three way analysis of variance (ANOVA) was applied. Whereas, data of organoleptic characteristics was analyzed using Randomized Block Design. All the experiments were replicated three times.

## 3. RESULTS AND DISCUSSION

### 3.1 Optimization of Recipe for the Preparation of Wild Jamun Syrup

Data pertaining to physico-chemical and sensory characteristics of wild jamun syrup prepared by following different recipes was given in Tables 2 and 3. Data highlighted in Table 2 depicts that colour values of different recipes ranged between

10.68 to 11.25, 27.12 to 27.65 and 1.70 to 1.87 respectively. The highest (11.25) 'L' value (lightness) was reported in T<sub>1</sub> which was statistically at par with T<sub>2</sub>, T<sub>5</sub> and T<sub>6</sub> and lowest (10.68) in T<sub>8</sub> which was at par with recipe T<sub>4</sub> and T<sub>7</sub>. The maximum (27.65) 'a' value (red-green) was observed in T<sub>8</sub> and minimum (27.12) in recipe T<sub>1</sub>, whereas, the highest (1.87) 'b' value (yellow-blue) was recorded in T<sub>1</sub> which was at par with T<sub>2</sub>, T<sub>5</sub> and T<sub>6</sub> and lowest (1.70) in recipe T<sub>8</sub> which was statistically at par with T<sub>3</sub> and T<sub>7</sub>. The ascorbic acid content present in wild jamun syrup varied from 4.85 to 7.86 mg/100 mL and highest (7.86 mg/100 mL) was recorded in T<sub>8</sub> which was at par with T<sub>4</sub> and lowest (4.85 mg/100 mL) in T<sub>1</sub>. The anthocyanins content of different recipes of syrup ranged from 41.50 to 69.24. The highest anthocyanins (69.24 mg/100 mL) were recorded in T<sub>8</sub> and lowest (41.50 mg/100 mL) in T<sub>1</sub> which was at par with T<sub>5</sub>. Phenolic content of different recipes of syrup ranged between 79.32 to 117.25 mg/100 mL and highest (117.25 mg/100 mL) was recorded in recipe T<sub>8</sub> which was at par with T<sub>4</sub> and lowest (79.32 mg/100 mL) in T<sub>1</sub> which was at par with P<sub>5</sub>. The antioxidant activity of all recipes was recorded in the range between 20.45 to 29.32 per cent, highest (29.32) was found in T<sub>8</sub> and T<sub>4</sub> and lowest (20.45) in T<sub>1</sub>. Data given in Table 2 depicts that recipe T<sub>4</sub> and T<sub>8</sub> had higher content of anthocyanins, total phenols, ascorbic acid and antioxidant activity which might be due to the use of high juice percentage as compared to other recipes like T<sub>1</sub> and T<sub>5</sub>. The colour units of different recipes of syrup have also been affected by changes in juice content.

### 3.2 Sensory Characteristics

There was a significant effect of juice-acid-syrup blend on organoleptic scores of different recipes of wild jamun syrup as shown in Table 3. The higher colour and aroma scores for recipe T<sub>8</sub> and T<sub>4</sub> might be due to highest juice content in comparison to other recipes, whereas, the recipe T<sub>3</sub> obtained highest taste and body scores due to best combination of juice-syrup and sugar-acid-juice blend in this recipe. The higher overall acceptability score of recipe T<sub>3</sub> might be due to better blending of juice-acid-syrup coupled with attractive colour and body of the product.

**Table 2. Physico-chemical attributes of different recipes of wild jamun syrup**

Treatments	Colour			Ascorbic acid (mg/100 mL)	Anthocyanins (mg/100 mL)	Total phenols (mg/100 mL)	Antioxidants activity (%)
	L*	a*	b*				
T <sub>1</sub>	11.25	27.12	1.87	4.85	41.50	79.32	20.45
T <sub>2</sub>	11.20	27.34	1.83	5.76	50.37	86.05	22.97
<b>T<sub>3</sub></b>	<b>10.76</b>	<b>27.57</b>	<b>1.72</b>	<b>6.81</b>	<b>60.70</b>	<b>103.42</b>	<b>25.90</b>
T <sub>4</sub>	10.70	27.63	1.71	7.85	69.21	117.24	29.30
T <sub>5</sub>	11.22	27.14	1.86	4.86	41.52	79.33	20.46
T <sub>6</sub>	11.19	27.36	1.82	5.77	50.39	86.06	22.98
T <sub>7</sub>	10.73	27.59	1.71	6.82	60.72	103.44	25.94
T <sub>8</sub>	10.68	27.65	1.70	7.86	69.24	117.25	29.32
<b>CD<sub>0.05</sub></b>	<b>0.06</b>	<b>0.01</b>	<b>0.08</b>	<b>0.14</b>	<b>0.25</b>	<b>0.22</b>	<b>0.21</b>

T<sub>1</sub>: (25% Juice+65 °B TSS); T<sub>2</sub>: (30% Juice+65 °B TSS); T<sub>3</sub>: (35% Juice+65 °B TSS); T<sub>4</sub>: (40% Juice+65 °B TSS);

T<sub>5</sub>: (25% Juice+70 °B TSS); T<sub>6</sub>: (30% Juice+70 °B TSS); T<sub>7</sub>: (35% Juice+70 °B TSS); T<sub>8</sub>: (40% Juice+70 °B TSS).

L\*=lightness, a\*= red-green, b\*= yellow-blue; CD: Critical Difference

**Table 3. Sensory scores of wild jamun syrup**

Treatment	Colour	Body	Taste	Aroma	Overall acceptability
T <sub>1</sub>	7.54	7.22	7.02	7.08	7.20
T <sub>2</sub>	7.60	7.45	7.28	7.14	7.67
<b>T<sub>3</sub></b>	<b>7.72</b>	<b>7.63</b>	<b>8.31</b>	<b>7.32</b>	<b>8.22</b>
T <sub>4</sub>	7.84	7.50	8.22	7.47	7.59
T <sub>5</sub>	7.58	7.29	7.05	7.16	7.13
T <sub>6</sub>	7.63	7.40	7.30	7.22	7.54
T <sub>7</sub>	7.78	6.95	8.21	7.40	7.78
T <sub>8</sub>	7.90	6.90	8.19	7.52	7.35
<b>CD<sub>0.05</sub></b>	<b>0.06</b>	<b>0.09</b>	<b>0.14</b>	<b>0.20</b>	<b>0.23</b>

It was concluded that the among different treatments, recipe with 35 percent Jamun juice, 65°B TSS and 1.50 per cent acidity was best on the basis of organoleptic and physico-chemical characteristics of this beverage.

### 3.3 Storage of Wild Jamun Syrup

#### 3.3.1 Physico-chemical characteristics

##### 3.3.1.1 Colour

Significant increment in 'L' (lightness) value with decrease in 'a' (red) and 'b' (yellow) of wild jamun syrup during storage (Fig. 1a, 1b and 1c). More increase in 'L' and decrease in 'a' and 'b' colour value of syrup was observed under ambient storage conditions in comparison to refrigerated. Increase in lightness and decrease in other colour values during storage might be due to loss of anthocyanins pigment, whereas, more degradation of anthocyanins occurred due to the light and high temperature in ambient storage conditions in contrast to refrigerated. Nearly as much the packaging material is

concerned, more retentivity of red and yellow colour values of syrup packed in glass bottle were because of the slower reaction rate in it as a result of slower conduction of heat to the product as compared to PET bottle. Similar trend was also observed in earlier reported studies [18].

##### 3.3.1.2 TSS, sugars and apparent viscosity

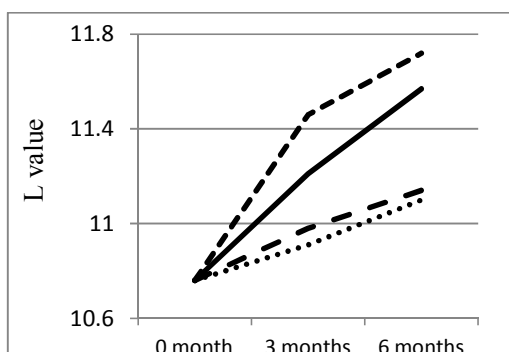
The TSS content of syrup increased slightly during storage (Fig. 1f) owing to hydrolysis of polysaccharides into monosaccharides and soluble disaccharides [19]. Our results are in conformation with the findings of other studies [20,21]. Significant increase during storage was found in reducing and total sugars of syrup (Fig. 1g) which was however less in comparison to refrigerated storage conditions than in ambient. Increase in reducing and total sugars during storage might be accredited to the starch hydrolysis into sugars and higher increase in sugars might be because of the faster reactions due to high temperature in ambient conditions. The more increase recorded in sugars of jamun

syrup packed in polyethylene terephthalate bottle over glass bottle might be due to varied rate of chemical reactions in the beverage due to difference in thermal conductance properties of packaging material. Similar trend of increase in reducing sugars has been reported in box myrtle syrup [22]. Apparent viscosity of wild jamun syrup also increased significantly (Fig. 1d) during storage due to the increase in strain and shearing rate and decrease in the flow index of the beverage which in turn increases TSS and soluble sugars. Decrease in flow index helps to develop pseudo plasticity and increased apparent viscosity of the product. Other reason could be the precipitation of syrup caused due to the interaction of sugars with phenols and

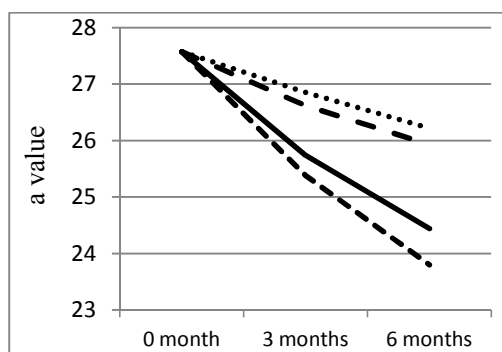
proteins. Similar trend or results have been reported in earlier study [23].

### 3.3.1.3 pH and titratable acidity

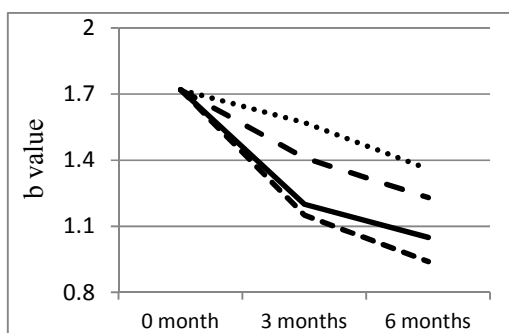
Statistically non-significant increase in the pH of syrup was observed during storage (Fig. 1e) with respect to storage conditions and packaging material. Marked increase in pH of syrup during storage might be due to the degradation of acid in the product. During storage slight decrease was found in the titratable acidity of syrup (Fig. 2a) which could be due to the chemical interactions of organic acids of syrup with sugars and amino acids. Our results are supported by the findings of jamun syrup [24].



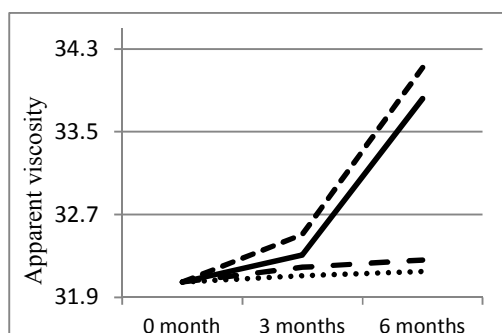
a. 'L' value



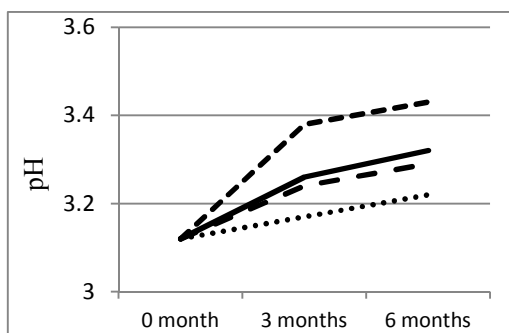
b. 'a' value



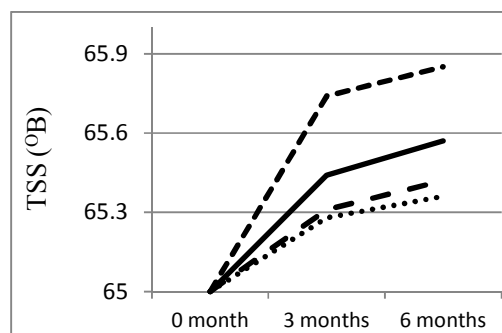
c. 'b' value



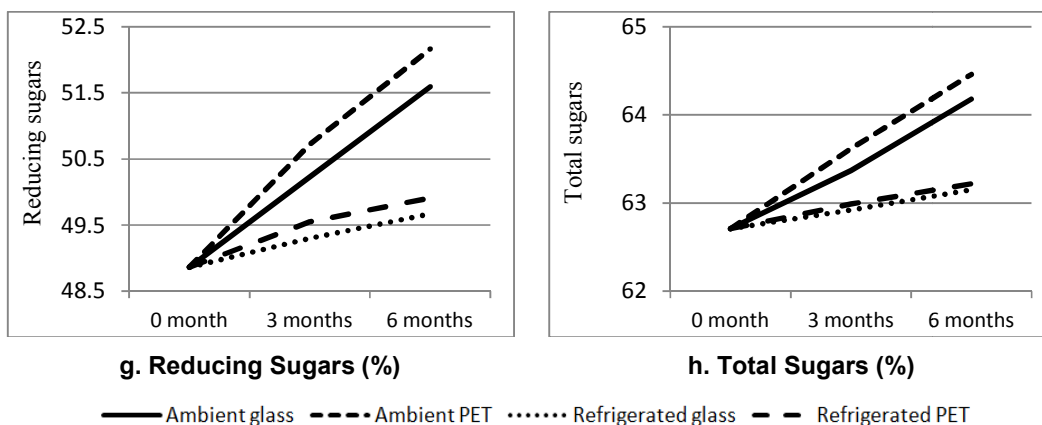
d. Apparent Viscosity (min.)



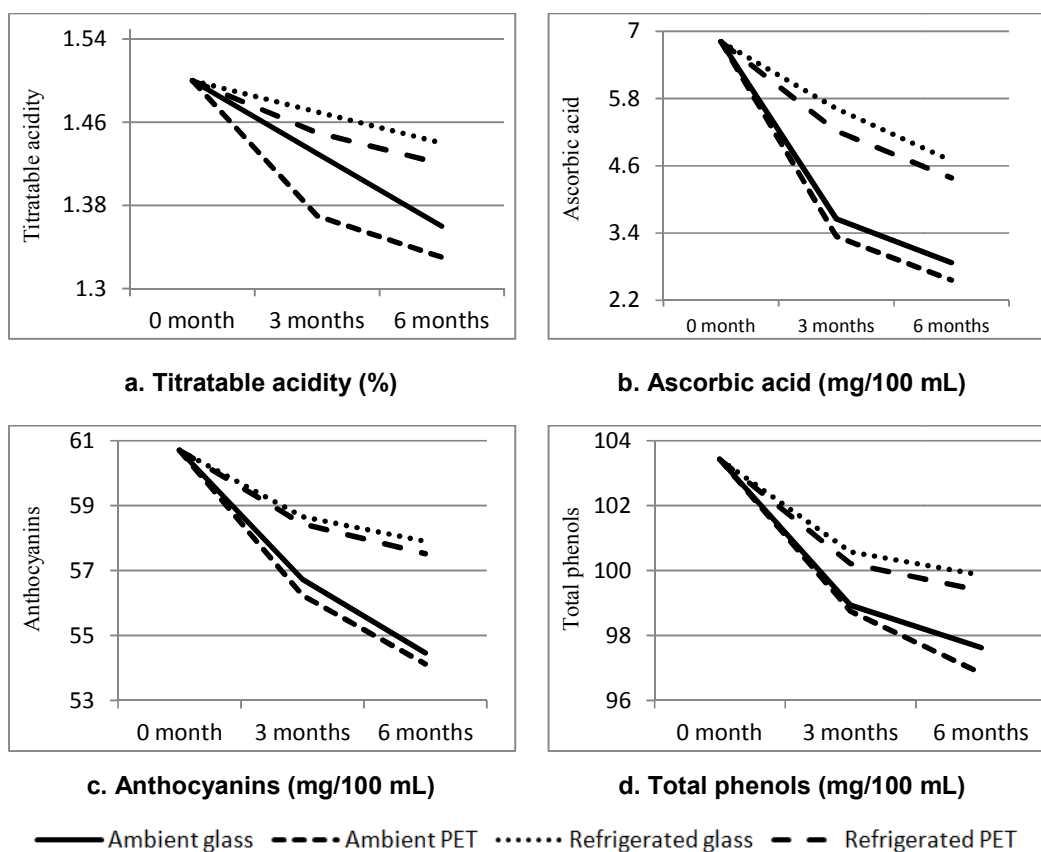
e. pH



f. TSS (°B)



**Fig. 1. Effect of storage on physico-chemical attributes of wild jamun syrup**



**Fig. 2. Effect of storage on physico-chemical attributes of wild jamun syrup**

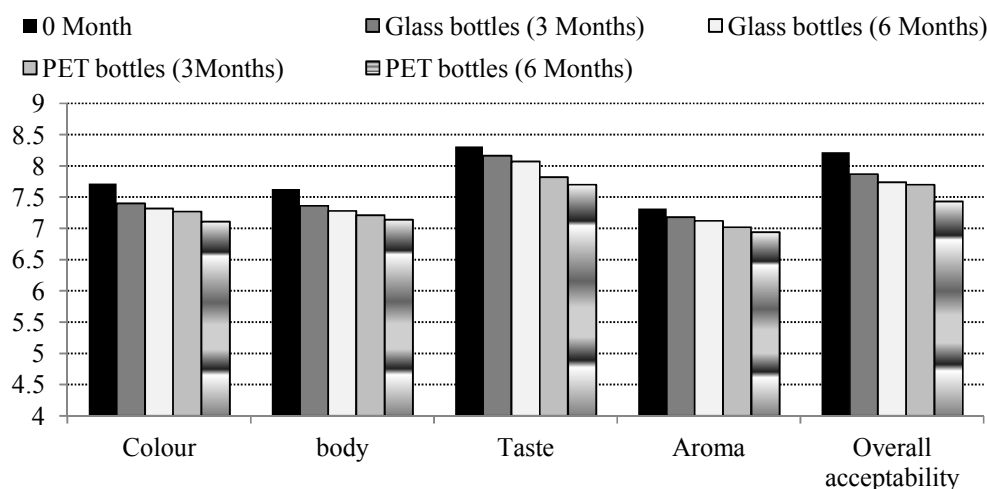
**3.3.1.4 Ascorbic acid, anthocyanins and total phenols**

Decrease in ascorbic acid content during storage (Fig. 2b) might be attributed its deterioration into dehydro-ascorbic acid or furfural. Ascorbic acid is highly heat sensitive which led to its more degradation in ambient conditions. During

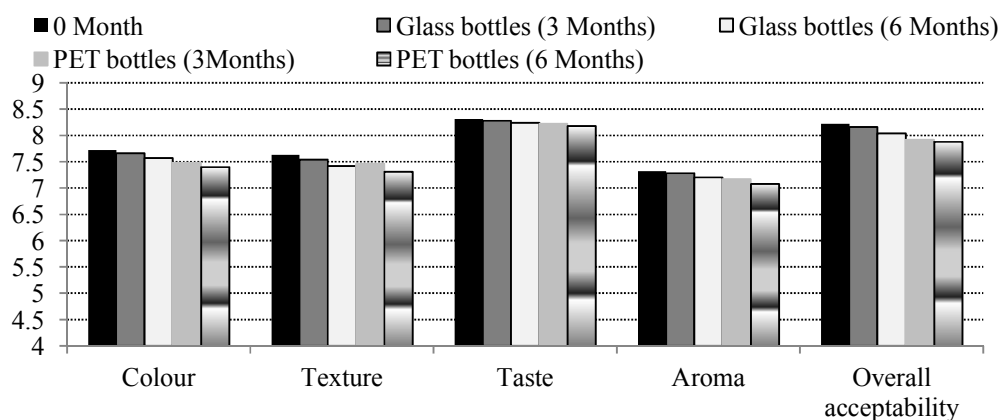
storage lower decrease in ascorbic acid content was found in syrup packed in glass bottle owing due to the slower rate of reactions in it as glass materials absorb heat slower than PET material. Present studies are in confirmation with the results reported in jamun syrup and in wild aonla syrup [23,24]. Decreased anthocyanins content of wild jamun syrup was observed during

(Fig. 2c) the storage whereas higher retention of anthocyanins was recorded under refrigerated storage conditions than ambient. Loss of anthocyanins in syrup accredit to their vulnerability to auto-oxidative degradation during storage. Due to slower rate of auto oxidation of anthocyanins in refrigerated conditions, more retention of this pigment was found in the Jamun syrup in low temperature storage conditions. As a result of variation in the thermal conductance properties which might be due to the slower rate of chemical reactions during storage higher retention of anthocyanins was observed in glass bottles as compared to PET bottles. Similar decrease in anthocyanins was recorded in another studies too [18,25].

Total phenolic content (Fig. 2d) decrease significantly during storage due to their involvement in the formation of polymeric compounds by complexing with protein and their subsequent precipitations as reported by Abers and Wrolstad [26] in strawberry preserve. However, low rate of loss of total phenols might be due to slower reaction rate in refrigerated storage conditions as compared to ambient. As well as, retention of more phenols of syrup in glass bottle may also be due to the slower reaction rate in glass bottle, as glass material absorbs heat at slower rate as compared to PET. Same decreasing trend in phenols content have been reported in wild pomegranate syrup (with arils) and box myrtle syrup [27].



**Fig. 3. Effect of storage and packaging on sensory characteristics of wild jamun syrup stored under ambient conditions**



**Fig. 4. Effect of storage and packaging on sensory characteristics of wild Jamun syrup stored under refrigerated conditions**

### 3.3.2 Sensory characteristics of wild jamun syrup during storage

Decline in colour, body, taste, aroma and overall acceptability scores of syrup was observed during storage. However, less decrease in scores was found in refrigerated storage product as a result of interactions between phenols and proteins lead to decrease in body scores of syrup with advancement of storage period. Whereas, the possible reason of decline conditions (Fig. 3) than ambient (Fig. 4). Judges awarded lower colour scores to syrup during storage due to browning caused by copolymerization of organic acids of the product. The effect of different packaging materials on the colour scores of jamun syrup was found non significant. The formation of precipitates in the in taste scores might be due to the loss of sugar-acid blend responsible for taste during storage. However, loss of volatile aromatic compounds during storage might be the reason behind higher loss of aroma scores. During storage the overall acceptability score of syrup substantially decreased due to the loss in appearance, flavour compounds and uniformity of the product. Very close decreasing trend in sensory characteristics of Kokum products and in wild prickly pear syrup during storage has also been reported in earlier studies [22-29].

### 4. CONCLUSION

Out of 8 different treatment combinations of wild jamun syrup recipe (T<sub>3</sub>) containing 35% jamun juice, 65°B TSS and 1.50% acid was observed best on the grounds of its physico-chemical characteristics and organoleptic parameters. For a period of 6 months the product could be stored safely under both storage conditions and in both packaging materials. The quality of this beverage could be maintained best in glass bottle stored under refrigerated storage conditions as compared to PET bottle.

### ACKNOWLEDGEMENTS

The authors are thankful to Dr. YS Parmar University of Horticulture and Forestry, Nauni, Solan, Himachal Pradesh 173230, for providing support for the study.

### COMPETING INTERESTS

Authors have declared that no competing interests exist.

### REFERENCES

1. Dahal D, Das LKS. Preparation and quality evaluation of jamun wine. *Sunsari Technical College Journal*. 2015;2:17-22.
2. Patil SS, Thorat RM, Rajasekaran P. Utilization of jamun fruit (*Syzygium cumini* L.) for production of red wine. *Journal of Advanced Laboratory Research in Biology*. 2012; 3:201-203.
3. Warriar PK, Nambiar VPK, Ramankutty C. *Indian Medicinal Plants*. 1<sup>st</sup> Ed. Orient Longman Limited, Hyderabad India. 1996;592.
4. Deepika V. Morphological evaluation of jamun (*Syzygium cumini* L.) collections. MSc Thesis. Department of Pomology and Floriculture, College of Horticulture, Vellanikkara, Thrissur, Kerala. 2016;126.
5. Chaudhary B, Mukhopadhyay K. *Syzygium cumini* (L.) Skeels: A potential source of nutraceuticals. *International Journal of Pharmacy and Bio Science*. 2012;2:46-53.
6. Gowri SS, Vasantha K. Phytochemical screening and antibacterial activity of *Syzygium cumini* (L.) (Myrtaceae) leaves extracts. *International Journal of Pharmtech Research*. 2010;2:1569-1573.
7. Khare CP. *Indian herbal remedies: Rational western therapy, ayurvedic and other traditional usage*, Botany. 1<sup>st</sup> Ed., Springer, New York. 2004;93-94.
8. Adelia F, Marcella C, Mercadante Z. Identification of bioactive compounds from Jambolao (*Syzygium cumini*) and antioxidant capacity evaluation in different pH conditions. *Food Chemistry*. 2011;126: 1571-1578.
9. Kannan A, Puraikalan YD. Development and organoleptic evaluation of jamun juice. *International Journal of Science and Research*. 2013;4:1765-1766.
10. Jahan A, Reddy MJ. *Syzygium cumini*: A plant with high medicinal and nutritional value. *International Journal of Botany and Research*. 2018;8:1-4.
11. Giri J, Sathidevi T, Dushyanth N. Effect of jamun seed extract on alloxan induced diabetes in rats. *Journal of the Diabetic Association of India*. 1985;25:115-119.
12. Benherlal PS, Arumughan C. Chemical composition and in vitro antioxidant studies on *Syzygium cumini* fruit. *Journal of Food Science and Agriculture*. 2007;87:2560-2569.
13. Ranganna S. *Handbook of analysis and quality control for fruit and vegetable*



- products. Tata McGraw Hill Co. Ltd., New Delhi. 2009;1112.
14. AOAC. Official methods of analysis of the association of official analytical chemist, Hortwits W (18<sup>th</sup> Ed). Association of Official Analytical Chemists, Washington, D. C. USA; 2005.
  15. Singleton VL, Rossi JA. Colorimetry of total phenolics with phosphomolybdenic phosphotungstic acid reagents. American Journal of Enology and Viticulture. 1965; 16:144-158.
  16. Brand-Williams W, Cuvelier ME, Berset C. Use of free radical method to evaluate antioxidant activity. Lebensmittel-Wissenschaft-Food Science and Technology. 1995;28:25-30.
  17. Joshi VK. Sensory science: Principles and applications in food evaluation. 1<sup>st</sup> Ed. Agrotech Publishing Academy, Udaipur, India; 2006.
  18. Thakur NS, Dhaygude GS, Hamid, Kumar P, Thakur A. Studies on development and storage quality evaluation of syrup prepared from wild pomegranate (*Punica granatum* L.) fruits. International Journal of Current Microbiology and Applied Sciences. 2018a;7:538-548.
  19. Gould WA. Tomato production, processing and quality evaluation. 2<sup>nd</sup> Ed. Avi Publication Cooperation Inc., West port, CJ; 1983.
  20. Choudhary ML, Verma IM, Singh J, Godara SL. Studies on biochemical changes in aonla (*Emblica officinalis* Gaertn.) syrup under storage condition. The Horticulture Journal. 2012;25:7-11.
  21. Hamid, Thakur NS, Kumar P, Thakur A. Development of syrup from mulberry (*Morus alba* L.) and its quality evaluation under ambient and refrigerated storage conditions. International Journal of Bio-resource and Stress Management. 2017;8:116-121.
  22. Thakur A, Thakur NS. Development of syrup from box myrtle (*Myrica nagi*) and its quality evaluation during storage. International Journal of Agriculture Sciences. 2017;9:3862-3865.
  23. Thakur NS, Thakur N, Hamid, Thakur A. Studies on development and storage quality evaluation of vitamin C rich syrup prepared from wild aonla (*Phyllanthus emblica* L.) fruits. The Pharma Innovation Journal. 2018b;7:167-172.
  24. Das JN. Studies on storage stability of jamun beverage. Indian Journal of Horticulture. 2009;66:508-510.
  25. Kannan S, Thirumaran AS. Studies on storage life of Jamun (*Syzygium cumini* L.) fruit products. Journal of Food Science and Technology. 2004;42:186-188.
  26. Abers JE, Wrolstad RE. Causative factors of colour determination in strawberry preserves during processing and storage. Journal of Food Science and Technology. 1979;44:75-81.
  27. Thakur NS, Girish, Dhaygude GS, Joshi VK. Development of wild pomegranate aril-in-syrup and its quality evaluation during storage. International Journal of Food Fermentation Technology. 2013;3:33-40.
  28. Jadhav SB, Joshi GD, Garande VK. Studies on preparation and storage of raw and ripe kokum (*Garcinia indica* Choisy) fruit products. Journal of Asian Horticulture. 2006;2:205-207.
  29. Chauhan M, Thakur NS, Sharma R, Thakur A, Hamid. Studies on development and storage quality of syrup prepared for wild prickly pear syrup. Journal of Hill Agriculture. 2018;9:345-351.

© 2020 Bhatt et al.; This is an Open Access article distributed under the terms of the Creative Commons Attribution License (<http://creativecommons.org/licenses/by/4.0>), which permits unrestricted use, distribution, and reproduction in any medium, provided the original work is properly cited.

Peer-review history:  
The peer review history for this paper can be accessed here:  
<http://www.sdiarticle4.com/review-history/55661>